

element61 Microsoft Analytics & AI Day 2024













Business oriented Technical oriented



Event App:
<https://e61.be/MS2024>















Date: April 23rd, 2024 | Venue: Kinepolis Brussels | Time: 09:30 - 17:30

Timing	Session			
9:30 - 10:00	Coffee & Networking			
	Theater 23			
10:00 - 10:25	Kickstarting the day & Introducing element61 Steven Decerf - Partner Customer Relations & Business Development - element61			
	(Power) BI track Theater 23	Acceleration track Theater 18	Data Science & AI track Theater 17	Innovation track Theater 24
10:30 - 11:10	Roadmap to Success: Efficiently organise your Microsoft Fabric environment  After more than two years in development and six months in public preview, Microsoft Fabric is now generally available. Join us to explore the possibilities it holds for your Analytics journey. We'll break down what Microsoft Fabric is and figure out if it's a revolution or an evolution of the current Analytics scene. We will discuss straightforward implementation scenarios tailored to your existing Analytics platform. Get ready for a session that demystifies Microsoft Fabric and shows you how to make it work for you! David Kaminski - Analytics Architect - element61	The Modern Data Platform: an essential foundation to successful Analytics and AI  In this (non-technical) session, you'll learn why a Modern Data Platform is an essential foundation to any successful Analytics and AI strategy, ensuring scalability, flexibility and innovation, while maintaining a clear perspective on governance and cost. The session also discusses how we approach building an actionable roadmap as an excellent first step. Bart Van Der Vurst - Partner Analytics - element61 Steven Decerf - Partner Customer Relations & Business Development - element61	Tackling Data Quality on your Sensor data  Are you planning to kickstart with IoT or OT data? Then join this session on how Timeseer.AI can help you tackle data quality issues on your sensor data. Learn about the common challenges faced when dealing with sensor data and how Timeseer.AI can help you overcome them. See Timeseer.AI in action with a live demonstration and participate in a discussion and Q&A session to learn more. Sébastien Verhelst - Customer Success Director - Timeseer.AI Konstantin Lazarov - Analytics Architect - element61	Getting started with an ESG Data Lake and introducing Microsoft Sustainability Manager  The European CSRD directive requires companies to report on their sustainability performance, including a long list of ESG KPIs. In this session, our element61 colleagues Ben & Michaël clarify how to leverage an ESG Data Lake in Azure to accelerate and strengthen this reporting. We'll clarify what to do in Azure, what Microsoft's Sustainability Manager platform offers and where some specific ESG solutions might complement. Ben Haeveerans - Analytics Architect - element61 Michaël Van de Borne - Principal Analytics Architect - element61
11:15 - 12:00	Power BI "Out-of-the-Box" Solutions for SAP, Business Central & Finance and Operations  Our Power BI "Out-of-the-Box" reporting solution covers all functional business domains for most common ERP systems. All based on a full best-practice Azure Modern Data Platform and implemented in just a few working days per module... In this session we present and demo our Power BI "Out-of-the-Box" solution and explain how our customers reap the benefits of it. Mélanie Vercaempt - Customer Relations & Business Development Manager - element61 Timothy Van Brusselen - Partner Analytics - element61	How Data Governance can fuel your data strategy  Using data to achieve your strategic goals is crucial to compete in today's environment. By establishing Data Governance you bring the structure and guidelines needed to ensure your data is qualitative, secure, discoverable and fit for purpose. Join this session to learn about the components of a Data Governance framework for Master Data, Data Quality and Data Cataloging and how it supports the data strategy in achieving the intended business benefits. Tom Bouten - Principal Data Governance Architect - element61	How OMP tackled BI & Open AI  OMP is known for its advanced Supply Chain Planning solution and is a trusted partner of many companies for mastering complex supply chains. In this session, we go in-depth into how OMP and element61 work together in accelerating OMP's Analytics maturity in both internal BI as well as embedding Open AI in its software development. Davy Van Nieuwenborgh - VP Innovation - OMP Bart Van Der Vurst - Partner Analytics - element61	Supporting Planning & Budgeting in a Modern Data Platform  Microsoft has no solution to support Planning & Budgeting. Vena is the only Complete Planning Platform natively integrated with Power BI and Microsoft 365. Learn how Vena embraces Azure and Azure Open AI technologies to empower Finance teams with cutting-edge budgeting and forecasting capabilities. We will present and demo Vena's added value for Planning & Budgeting in a Microsoft landscape. Andrew Stanbridge - VP Product - Vena Solutions Alex Wood - VP Global Channel - Vena Solutions Aliya Alladina - Sr Solutions Consultant - Vena Solutions
12:00 - 13:00	Sandwich Lunch			
	Theater 23			
13:00 - 13:20	(Gen) AI beyond the hype - our view on what 2024 will bring  Get ahead of the curve by understanding the AI-driven changes coming in 2024 and beyond. Witness how AI is becoming an essential part of tools, processes, and your workforce. In this keynote, we'll share our view on these exciting times and share practical use cases of where (gen) AI has had a measurable impact on the business. We'll dive into the use of Microsoft Copilot, Azure OpenAI, Mistral and DIY Large Language Models (LLMs). Peter Depypere - Partner Data Science & Analysis - element61			
13:20 - 14:00	Customer Testimonial: Valorizing ECO3 data to streamline the service organization  Replacing a vital BI tool for 250+ global technicians is challenging. With ECO3, we extracted IoT data from 1.000+ machines for Power BI Insights. The goal? Support technicians during industrial offset printing machine maintenance and enhance future service with Advanced Analytics. Session highlights: 1) Optimize data products with a flexible Modern Data Platform setup 2) Identify end-user requirements for value creation 3) Overcome the challenge of deploying Power BI to a large user base Milena Sekulic - Manager Service Knowledge Center & Analytics - ECO3 Julie Vanackere - Analytics Analyst & Pieter Sterkens - Analytics Analyst - element61			



Follow us on LinkedIn to stay informed about Events & Insights on Azure & Power BI
<https://www.linkedin.com/company/element61>



	(Power) BI track Theater 23	Acceleration track Theater 18	Data Science & AI track Theater 17	Innovation track Theater 24
	Data to Decisions: The 4-Step Framework to Supercharge Your BI Reporting	How to Turn Your HR Data into Actionable Insights in Power BI?	State of tackling IoT & OT with Azure	Seamless SAP data integration in Azure (in close-to-real-time)
14:05 - 14:45	 <p>Nowadays, anyone can get a hold of data. Put it in a BI tool and create a report. The real challenge is building a report that end users use. One that creates value.</p> <p>At element61, we have a 4-step framework to help you do just that.</p> <p>In this session, we will go through tips & tricks to:</p> <ol style="list-style-type: none"> 1) understand the purpose of your project 2) translate your project's purpose into a structured report 3) build actionable report pages 4) choose visuals that bring clear value 	 <p>Are you tired of collecting HR data that doesn't seem to lead to meaningful insights?</p> <p>Wish you could transform your HR data into actionable insights for better decision-making?</p> <p>Join us for a session where we unveil our "Out-of-the-Box" analytics solution, leveraging data from Belgian Social secretariats in Power BI. Our solution spans various KPIs, offering a thorough understanding of HR data. Discover how our tool can provide valuable insights, empowering you to make informed decisions efficiently.</p>	 <p>Looking to integrate MES data or Production Telemetry data in your reporting?</p> <p>Planning to create Production cockpits?</p> <p>In this session, we'll share the state of tackling OT end-to-end: from MES all the way to Grafana/Power BI.</p> <p>We'll clarify what's what incl. IoT Edge, IoT Operations, Crosser.io, IoT Hub, Fabric and Data Explorer. We'll share practical learnings on how to (not) get started with Kepware, Aveva, Ignition One or your custom MES data.</p>	 <p>Struggling with how to get SAP S4HANA, ECC or BW data performantly in your Azure Data Platform or Power BI? Join us for this session on how Fivetran can simplify this including a testimonial on why Beaulieu went for Fivetran vs. alternatives.</p> <p>See Fivetran in action with a live demonstration on SAP data as well as its broader connectors.</p>
	Marie Vandecavey - Analytics Analyst - element61 Jana Van Haver - Data Scientist - element61	Kurt Vandeborgh - Partner Analytics - element61	Louis Vincent - Analytics Architect - element61 Reiner De Smet - Analytics Architect - element61	Bart Alluyn - Team Lead Business Intelligence & Advanced Analytics - Beaulieu International Group Richard Brouwer - Principal Sales Engineer - Fivetran
14:45 - 15:15	Coffee Break			
15:15 - 15:55	Power BI Express: a 40-minute ride from visualization to collaboration, embracing the CICD integration as our new destination!	How Renson accelerated with PowerBI "Out-of-the-Box" for S4HANA	Improving customer case analysis through LLMs	Using TimeXtender to ingest, prepare & deliver data all with a single tool
	 <p>Embark on a 40-minute journey aboard the Power BI Express, where we transition seamlessly from visualization to collaboration, with CICD integration as our new destination.</p> <p>The session will open with a few cool visual reporting capabilities within the new card and button slicer of Power BI. These visual features form the spark of a check-up on the current status of collaboration within Power BI. Currently, collaborating on semantic models and reports contains a lot of pitfalls related to versioning and history tracking. There lies the value of the final destination of our train ride: the arrival of fabric git integration and its capabilities to include CICD for Power BI.</p>	 <p>Transitioning from an extensive on-premise data warehouse to a cloud-based data platform can pose significant challenges.</p> <p>Discover how we navigated this transition at Renson by leveraging Out-of-the-Box models. Our approach accelerated transformation and standardization across Sales, Finance, Procurement, Quality, and Inventory.</p> <p>Join this session, as we share insights into our architecture and lessons learned!</p>	 <p>Have you ever wondered why your customers are reaching out to your service desk and if they are happy with the answers they receive?</p> <p>During this session, we will walk you through one of our projects where we delivered a thorough analysis of customer cases into the Topic, Action taken and Customer Sentiment. To do this, we used a Large Language Model (LLM) in the existing reporting pipeline where the output of the model is then used within the existing reports.</p> <p>Explore how Large Language Models can serve as a catalyst for innovation within your existing pipelines.</p>	 <p>In 2017, Carmeuse built their on-premise SQL Data Warehouse using TimeXtender, a Data Warehouse automation tool. Today they're migrating that Data Warehouse to an Azure Modern Data Platform - still using TimeXtender.</p> <p>Join this session to hear about the journey of Carmeuse, but also about the latest features of TimeXtender ranging from Azure & Microsoft Fabric integration and Data Governance to Data Observability.</p>
	Parcifal Van Gucht - Analytics Architect - element61	Maxime Bernaert - Business Architecture & Business Intelligence - Renson Brecht Vanhee - Senior Analytics Architect - element61	An Bouckaert - Analytics Analyst - element61	John Verkaik - Group Data Analytics Director - Carmeuse Arthur Sneessens - Data Engineer - Carmeuse Alex Van Wijnen - Solution Specialist Lead - TimeXtender
16:00 - 16:40	Creating Tomorrow – How Generative AI Reshapes Businesses	Take a proactive approach on succesful Power BI Governance and Adoption	AI in our Power BI "Out-of-the-Box" solution	Latest in Lakehouse and the Databricks Data Intelligence Platform
	 <p>Impressed by the capabilities of models like ChatGPT, but still wondering how they can add value to your business?</p> <p>Then join us to get inspired by the different levels at which Generative AI can both augment and automate your workflow.</p> <p>From basic chatbots, to seamlessly integrated custom applications, we will cover it all.</p> <p>We will even talk about how AI vision and speech will reshape your workflow in tomorrow's world.</p> <p>Our speaker only has one goal for this session: making you leave with killer ideas for your business.</p>	 <p>element61 addresses the challenge of Power BI adoption by providing a measurable and actionable solution.</p> <p>The Power BI Governance Acceleration Kit combines components and implementation aspects, leveraging the Microsoft Power BI Governance & Adoption framework. This kit not only offers insights and analytics on usage reporting but also transforms data statistics into actionable steps.</p> <p>Join the session to explore the Power BI Governance Acceleration Kit, witness its functionality, and discover how it fosters the healthy growth of Power BI solutions within organizations.</p>	 <p>Everything is infused with AI nowadays. That's why we embedded AI on top of our existing data model with the Power BI "Out-of-the-Box" solution.</p> <p>We've created add-on modules that can be activated by any company using the Power BI "Out-of-the-Box" solution or looking to accelerate below AI use cases.</p> <p>In this session, we'll show how to activate and capture the value of AI-powered:</p> <ul style="list-style-type: none"> - Cash Forecasting - Demand Forecasting - Customer Segmentation 	 <p>From a Lakehouse to a Data Intelligence Platform, blending Generative AI with the Lakehouse architecture.</p> <p>Join this session to learn all new features in Databricks incl. its Databricks Assistant, Lakehouse monitoring, AI-suggested comments, System tables, Lakehouse dashboards and many more.</p> <p>In this session, we'll give you a tour of the latest in the Databricks Intelligent Data Platform.</p>
	Joran Vergauwen - Data Scientist - element61	Pieter Sterkens - Analytics Analyst - element61	Peter Depypere - Partner Data Science & Analysis - element61	Raphaël Voortman - Analytics Analyst - element61 Jeremy Delacroix - Analytics Architect - element61
16:40	Networking Reception (+demos @booths)			



Any questions, feel free to email: info@element61.be

Follow us on LinkedIn to stay informed about Events & Insights on Azure & Power BI
<https://www.linkedin.com/company/element61>



Event App:
<https://e61.be/MS2024>

Technical oriented